

## CE Declaration of Conformity

Fatar Srl  
Zona Ind.le Squartabue  
62019 Recanati MC Italy

declares that this product complies with the following European Directives and related standards:

<b>2006/95/EC</b>		Low Voltage Directive
<b>EN 60065:</b>	<b>1998</b>	Safety Requirements for Audio, Video and audio-visual apparatus for professional use
<b>2004/108/EC</b>		Electromagnetic Compatibility Directive (EMC)
<b>EN 55103-1/E1:</b>	<b>1997</b>	Product Standard – Audio, Video and audio-visual apparatus for professional use, Electromagnetic compatibility of audio equipment: Emission
<b>EN 55103-2/E1:</b>	<b>1997</b>	Product Standard – Audio, Video and audio-visual apparatus for professional use, Electromagnetic compatibility of audio equipment: Immunity

Technical files are maintained at corporate head-quarter of Fatar Srl, 62019 Recanati MC, Italy.

Above declarations are void by modifications of the device without approval, or unauthorized servicing.



**RoHS Conformity**

This is to certify that the product is RoHS compliant and meet the requirements and specified limits of restricted substances according 2002/95/EC directive.



**WEEE**

This product is marked with the WEEE symbol to comply with the European Union's Waste Electrical & Electronic Equipment (WEEE) Directive 2002/96/EC. The symbol indicates that this product should not be treated as household waste. It must be disposed and recycled as electronic waste. Please assist to keep our environment clean.

 **studiologic**<sup>®</sup>  
made to perform

FATAR Srl  
Zona Ind.le Squartabue  
62019 Recanati MC  
ITALY

[www.fatar.com](http://www.fatar.com)

© by FATAR Srl

No part of this manual may be reproduced or transmitted in any form or by any means without prior consent of the copyright owner.

## *User Guide*

## *Foot Switches Sustain Pedals*



## Welcome!

Thank you for choosing this foot switch / sustain pedal. You have obtained a state-of-the-art product made by the renowned manufacturer Studiologic by Fatar.



**Please read the entire user guide thoroughly and keep it for further reference.**

## Intended use

This product is designed to operate as foot switch / sustain pedal for electronic musical instruments only.

Unauthorised conversion and/or modification of the device are inadmissible because of safety and approval reasons (CE). Any usage other than described above is not admitted and can damage the product or the connected device and can cause risks such as short circuit, fire, electric shock etc.

## Important Safety Instructions



**Never plug the device to high voltages, such as mains. This may cause risks of severe injury and death.**



**This device is designed to be controlled by foot, not by hand. To avoid risk of bodily injury, keep your hand and fingers away from moving parts (pedal lever).**



**Electronic devices and accessories must be stored away from children.**

Do not use the device for other purposes than as foot switch / sustain pedal for electronic musical instruments. Plug the device only to sockets on your musical device which are labelled with "Sustain", "Hold", "Foot Switch" or similar.

Water / moisture:

To reduce the risk of fire or electric shock, do not expose the device to water or moisture. If the device is moved from a cold place to a warm room, condensation may occur inside. To avoid damage please allow the device to reach room temperature before using it.

## Cleaning / Maintenance

Never use any abrasive detergent, which may damage the surface. We recommend a slightly moist micro-fibre cloth.

Do not open the chassis. There are no user serviceable parts inside.

## Warranty

Every Fatar Studiologic product has been carefully manufactured, calibrated and tested. All this enables a warranty. Damages due to incorrect transport, mounting or handling are not covered by this warranty. All this is based on general terms and condition of the local distributor / FATAR Srl, Italy. Compensation of more than the price of the device is excluded.

## State of the Art

To ensure maximum quality, all devices of Studiologic by Fatar are always engineered to be state-of-the-art products. Therefore, updates, modifications and improvements are made without prior notice. Technical specification and product appearance may vary from this user guide.

## Specifications

### PS 100 • PS 150 • PS 250



Momentary foot switch with slip-proof surface.

PS 100: Open contact at rest.  
PS 150: Closed contact at rest.  
PS 250: Switchable contact state at rest.

Connector: 1x TS jack, 6,3mm (1/4').  
Cable length: 2m

Dimensions: 10 x 8,5 x 4 cm (L x W x H). Weight: 0,25kg.

### VFP 1/10 • VFP 1/15 • VFP 1/25



Solid Piano style sustain pedal.

VFP 1/10: Contact open at rest.  
VFP 1/15: Contact closed at rest.  
VFP 1/25: Contact selectable open or closed at rest

Connector: 1x TS jack, 6,3mm (1/4').  
Cable length: 2m

Dimensions: 22 x 7,5 x 5,5 cm (L x W x H). Weight: 0,45kg.

### VFP 2/10 • VFP 2/15



Solid Piano style dual sustain pedal.

VFP 2/10: Contact open at rest.  
VFP 2/15: Contact closed at rest.

Connector: 2x TS jack, 6,3mm (1/4').  
Alternatively: 1x TRS jack, 6,3mm (1/4').  
Cable length: 2m

Dimensions: 22 x 19,5 x 5,5 cm (L x W x H). Weight: 0,90kg.

### VFP 3/10 • VFP 3/15



Solid Piano style triple sustain pedal.

VFP 3/10: Contact open at rest.  
VFP 3/15: Contact closed at rest.

Connector: 1x TS jack and 1x TRS jack,  
6,3mm (1/4').  
Cable length: 2m

Dimensions: 22 x 19,5 x 5,5 cm (L x W x H). Weight: 1,10kg.

## Compatibility



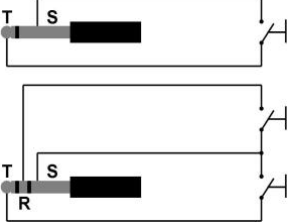
This product is compatible with most of the Studiologic instruments. Please check the full list at:

<http://studiologic-music.com/support/accessories-compatibility/>

Compatibility to other brands cannot be assured due to different wiring and hardware standards employed.

Studiologic excludes the liability for damages which derive from using the pedal with devices whose compatibility has not been declared.

## Schematics

Connector	Type	Product
	single momentary switch	PS 100 PS 150 PS 250 VFP 1/10 VFP 1/15 VFP 1/25 VFP 2/10 (2x TS) VFP 2/15 (2x TS)
	dual momentary switch	VFP 2/10 (1x TRS) VFP 2/15 (1x TRS)
	single and dual momentary switch	VFP 3/10 VFP 3/15

## Setting up

According to your MIDI keyboard or digital Piano, you can use single or multi pedal types.

Plug the connector of your foot switch / sustain pedal to a socket of your MIDI keyboard, sound expander or digital Piano labelled with "Sustain", "Hold", "Foot Switch" or similar.

Please refer to the manual of your MIDI device or digital Piano, which pedal type is supported: Contact open or closed at rest (or both types). In the manual of the MIDI device you will also find remarks, if a stereo jack found at some models (VFP double or triple sustain pedals) are supported.

## Operation

Press and hold down the foot switch / sustain pedal as long as you would like to perform its function. If the operation is reversed than expected, you might have to use another type of pedal (contact open/closed at rest). Or switch the function of the VFP 1/25.